

Bee County, Texas

SCHEDULE OF INVESTMENT ACTIVITY

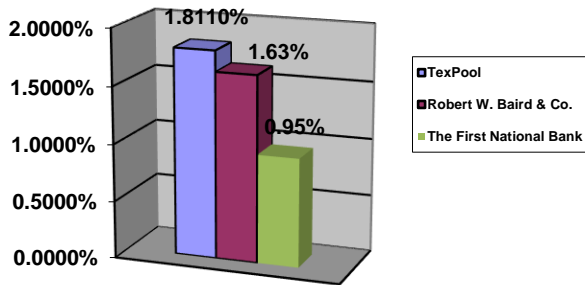
For The Quarter Ending June 30, 2018

Prepared By:
County Auditor's Office

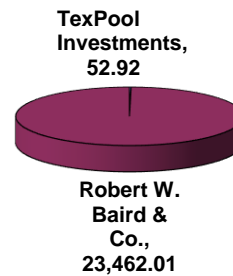
Bee County, Texas
Schedule of Investment Activity Combined
For the Quarter Ended June 30, 2018

Investments	Balance 3/31/2018	Deposits	Withdrawals	Interest	Balance 6/30/2018
TexPool Investments	12,217.91	0.00	0.00	52.95	12,270.86
Robert W. Baird & Co.	5,707,482.38	0.00	2,883.47	23,462.01	5,728,060.92
TOTALS	5,719,700.29	0.00	2,883.47	23,514.96	5,740,331.78

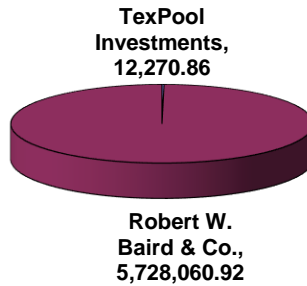
**Interest Rates For the Quarter Ended
June 30, 2018**



**Earned on Investments For the
Quarter Ended June 30, 2018**



**Total of Bee County Investments as of
June 30, 2018**



April A. Cantu, Bee County Auditor

Bee County, Texas
Schedule of Investment Activity Combined
For the Quarter Ended June 30, 2018

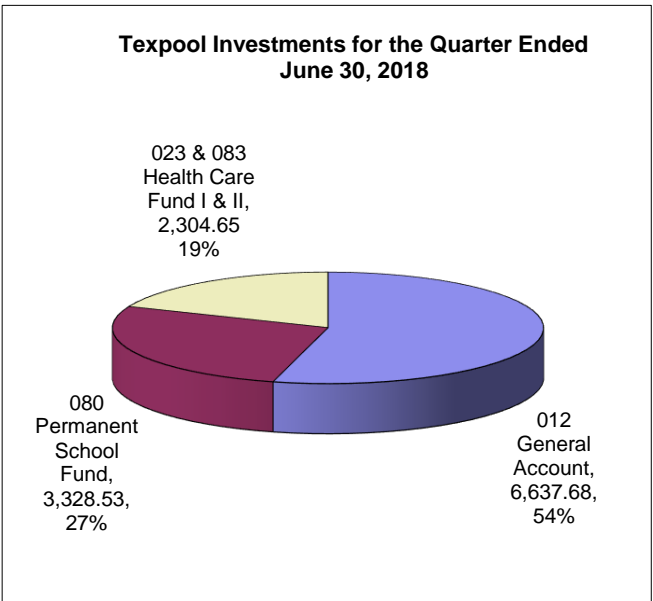
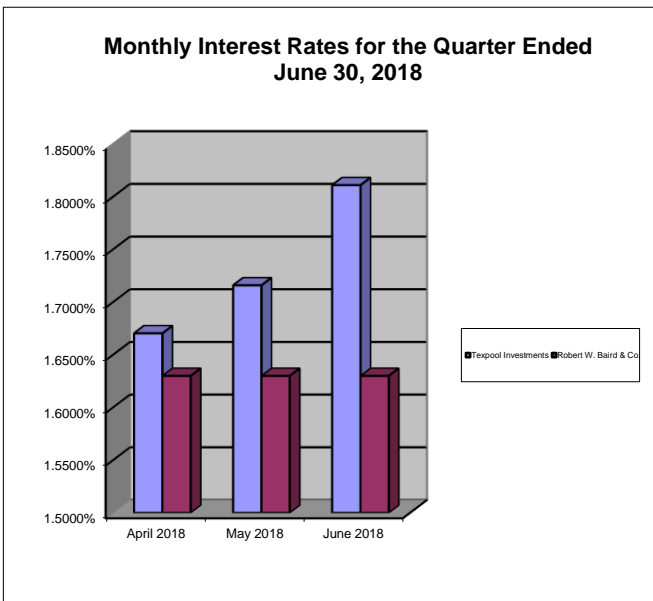
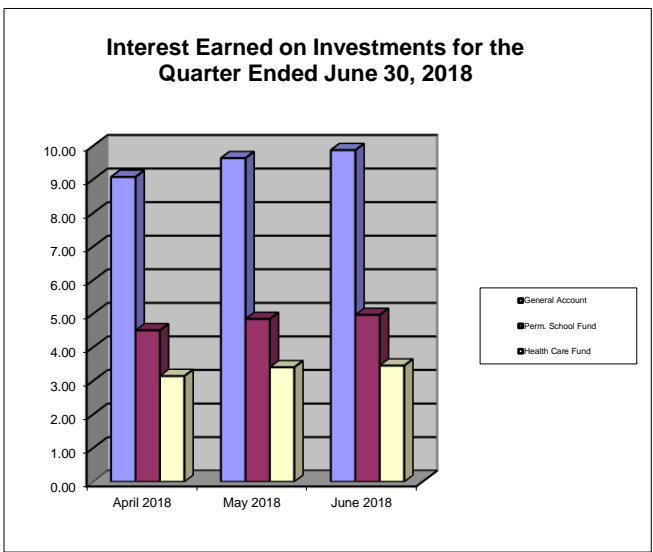
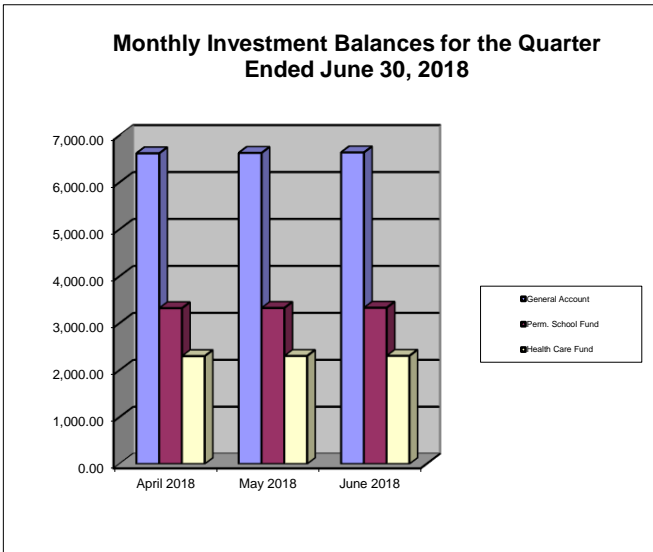
MONTHLY BALANCES	<u>June 30, 2018</u>
TexPool Investments	12,270.86
Robert W. Baird & Co.	5,728,060.92
Total Monthly Balance	<u><u>5,740,331.78</u></u>

INTEREST EARNED	<u>June 30, 2018</u>
TexPool Investments	52.95
Robert W. Baird & Co.	23,462.01
Robert W. Baird & Co. Prof. Services	-2,883.47
Robert W. Baird & Co. Cost Rpt. & Other Exp.	0.00
Total Monthly Balance	<u><u>20,631.49</u></u>

INTEREST RATES	<u>June 30, 2018</u>
TexPool Investments	1.8110%
Robert W. Baird & Co.	1.63%
The First National Bank	0.95%

Bee County, Texas
Schedule of Investment Activity Texpool
For the Quarter Ended June 30, 2018

Texpool Investments	Balance 3/31/2018	Deposits	Withdrawals	Interest	Balance 6/30/2018
1. 012 General Account	6,609.08	0.00	0.00	28.60	6,637.68
2. 080 Perm. School Fund	3,314.20	0.00	0.00	14.33	3,328.53
3. 023 & 083 Health Care I & II	2,294.63	0.00	0.00	10.02	2,304.65
TOTALS	12,217.91	0.00	0.00	52.95	12,270.86



April A. Cantu, Bee County Auditor

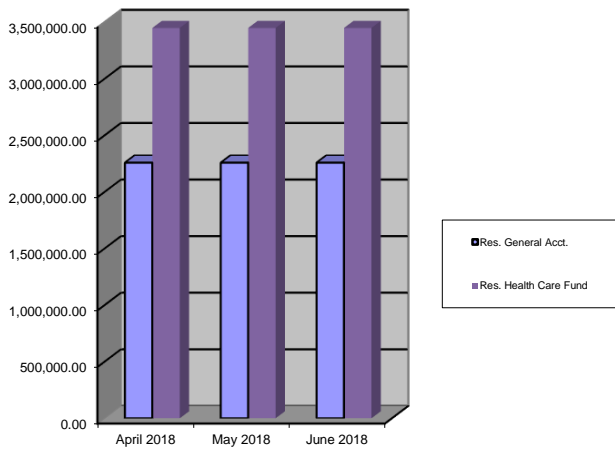
Bee County, Texas
Schedule of Investment Activity Texpool
For the Quarter Ended June 30, 2018

MONTHLY BALANCES	April 2018	May 2018	June 2018
012 General Account	6,618.16	6,627.80	6,637.68
080 Permanent School Fund	3,318.71	3,323.56	3,328.53
023 & 083 Health Care Fund I & II	2,297.78	2,301.19	2,304.65
Total Monthly Balance	12,234.65	12,252.55	12,270.86
INTEREST EARNED	April 2018	May 2018	June 2018
012 General Account	9.08	9.64	9.88
080 Permanent School Fund	4.51	4.85	4.97
023 & 083 Health Care Fund I & II	3.15	3.41	3.46
Total Monthly Balance	16.74	17.90	18.31
INTEREST RATES	April 2018	May 2018	June 2018
TexPool Investments	1.6704%	1.7159%	1.8110%
Robert W. Baird & Co.	1.63%	1.63%	1.63%
GENERAL ACCT INVESTMENTS	April 2018	May 2018	June 2018
General Fund 012	1,472.28	1,474.41	1,476.62
Co. Clerk Records Mgmt Fund 014	131.24	131.45	131.64
Courthouse Security Fund 017	32.52	32.57	32.62
Road & Bridge Fund 020	3,195.22	3,199.87	3,204.64
Special Road Tax Fund 021	0.00	0.00	0.00
Fuel Farm Fund 022	24.84	24.88	24.92
Farm to Market Fund 025	20.55	20.58	20.61
Co. Records Management Fund 026	510.74	511.48	512.24
Abandoned Vehicle Fund 030	8.45	8.46	8.47
Law Library Fund 047	227.44	227.77	228.11
Refunding I & S Fund 060	61.42	61.51	61.60
Right of Way Fund 073	263.95	264.33	264.72
Technology Fund 082	100.40	100.55	100.70
Group Health Ins Fund 095	569.11	569.94	570.79
TOTAL GENERAL ACCOUNT INV.	6,618.16	6,627.80	6,637.68

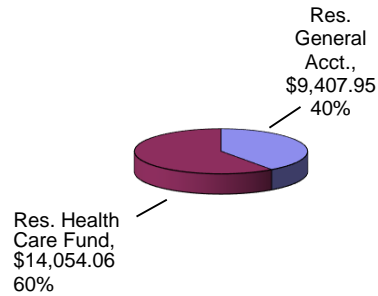
Bee County, Texas
Schedule of Investment Activity Robert W. Baird & Co.
For the Quarter Ended June 30, 2018

Robert W. Baird & Co. Investments	Balance 3/31/2017	Deposits	Withdrawals	Interest	Balance 6/30/2018
012 Reserve General Account	2,258,582.51	0.00	1,140.17	9,407.95	2,266,850.29 *
023 & 083 Reserve Health Care Fund	3,448,899.87	0.00	1,743.30	14,054.06	3,461,210.63 *
TOTALS	5,707,482.38	0.00	2,883.47	23,462.01	5,728,060.92 *

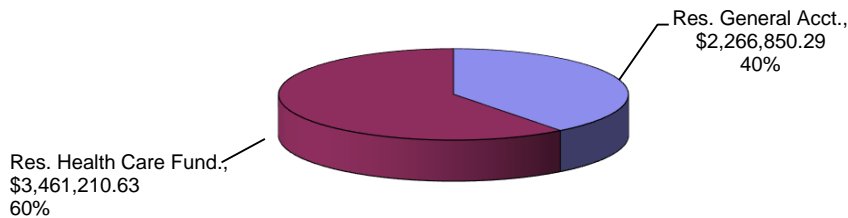
Monthly Investment Balances For the Quarter Ended June 30, 2018



Earned on Investments For the Quarter Ended June 30, 2018



Robert W. Baird & Co. Total Investment as of June 30, 2018



April A. Cantu, Bee County Auditor

Bee County, Texas
Schedule of Investment Activity Robert W. Baird & Co.
For the Quarter Ended June 30, 2018

MONTHLY BALANCES	April 2018	May 2018	June 2018
012 Reserve General Account	2,258,582.51	2,258,582.51	2,258,582.51 *
023 & 083 Reserve Health Care Fund	3,448,899.87	3,448,899.87	3,448,899.87 *
<small>*As of 3/31/18 balanced to R.W. Baird Statement per outside auditor's direction.</small>			
Total Monthly Balance	5,707,482.38	5,707,482.38	5,707,482.38 *
INTEREST EARNED	April 2018	May 2018	June 2018
012 Reserve General Account	0.00	0.00	9,407.95
023 & 083 Reserve Health Care Fund	0.00	0.00	14,054.06
General & HealthCare Fund Prof Services Fee	0.00	0.00	-2,883.47
Other Fees & Costs	0.00	0.00	0.00
Total Monthly Balance	0.00	0.00	20,578.54
INTEREST RATES	April 2018	May 2018	June 2018
Robert W. Baird & Co.	1.63%	1.63%	1.63%
GENERAL ACCT INVESTMENTS	April 2018	May 2018	June 2018
General Fund 012	2,258,582.51	2,258,582.51	2,258,582.51
TOTAL GENERAL ACCOUNT INV.	2,258,582.51	2,258,582.51	2,258,582.51